

The League of Amazing Women VIP Pass

Show the world how you came to be in the League of Amazing Women by creating your own VIP Pass. Make one for yourself, or let someone know they have made a difference by creating one for them.

You'll need:

1. A printer and paper
2. A hole punch
3. Some string
4. A photo
5. A pen
6. Scissors
7. Glue


Steps:

1. Print and cut out the VIP Pass template
2. Fill in the name and tell a little bit about why the woman is a member in the League of Amazing Women.
3. Cut out and glue a photo of the member.
4. Punch a hole in the circle at the top and run the string through the hole to make the new League of Amazing Women VIP pass wearable.



Are you in the League? We want to know!
Send in photos of you, your Troop or your nominee
wearing the VIP Pass to communications@gscm.org

VIP PASS




PHOTO

NAME
is a member of the

**LEAGUE OF
AMAZING
WOMEN**

because she...

VIP PASS




PHOTO

NAME
is a member of the

**LEAGUE OF
AMAZING
WOMEN**

because she...

VIP PASS




PHOTO

NAME
is a member of the

**LEAGUE OF
AMAZING
WOMEN**

because she...

VIP PASS



PHOTO

NAME
is a member of the

**LEAGUE OF
AMAZING
WOMEN**

because she...
