



---

# Kusafiri World Centre Africa

---

***Be a Partner  
with the World***



Girl Scouts of Central Maryland  
4806 Seton Drive  
Baltimore, Maryland 21215 web: [www.gscm.org](http://www.gscm.org)  
phone:410.358.9711  
fax:410.358.9918

---

## INSIDE THIS PACKET:

---

Be a Partner with the World: Kusafiri Patch Requirements	1
Kusafiri Wide Game	2
Introducing Kusafiri World Centre	3-4
World Conferences	5
Girl Guiding in Africa	6-8
Africa	9
Games and Folk Tales	10-13
African Recipes	14-15
Language	16
For More Information	17
Be a Partner with the World: Kusafiri World Centre Report	

---



As girls learn about the Kusafiri World Centre and African culture, it is an opportune moment to learn about and contribute to the Juliette Low World Friendship Fund. This patch packet is meant as a tool for learning about our sister Girl Guides in Africa, and as a means for contributing to the Juliette Low World Friendship Fund. Girl Scouts of Central Maryland challenges each individual and troop/ group to reach out to Girl Scouts and Girl Guides across the globe by contributing to the Juliette Low World Friendship Fund as they complete this patch packet.



## Be a Partner with the World: Kusafiri Patch Requirements

To better understand the World Association of Girl Guides and Girl Scouts, troops or girls are encouraged to earn the patch “Be a Partner with the World: WAGGGS” before working on any World Center Patches.

*Complete seven of the nine requirements. The two starred (\*) are highly recommended*

**\*1. KUSAFIRI-** Research the history of Kusafiri. When was it established? Where? What countries are members? How many Girl Guide and Girl Scout organizations are supported?

**2. WORLD CONFERENCES-** How often do they happen? Where was the last one held? Where is the next one going to be?

**3. GIRL GUIDING IN AFRICA-** Learn the history of Girl Guides and Lord and Lady Baden-Powell. What is the connection between Africa and Lord Baden-Powell? Study one Girl Guide organization from an African country: What are the Girl Scout/Girl Guide levels called? Find and learn the Promise and Law. How long have they been a member of WAGGGS?

**\*4. TRAVELING IN AFRICA-** Find Africa on a map or globe. Take an imaginary trip through Africa by collecting pictures, maps or travel guides. What are the travel requirements? How long does it take to get there from your hometown?

**5. GUEST-** Have someone from an African country visit your troop/group and share their heritage with you, or find a Girl Scout who has visited one of the member countries and talk about their experience.

**6. GAMES, FOLK TALES, AND TRADITIONS-** Enjoy the culture of Africa by doing the following: Learn about African Folk Tales, and play games that children in Africa also play.

**7. HOLIDAYS-** Find out how youth in Africa celebrate their holidays. Plan an African-themed celebration with your group.

**8. FOOD-** Have a tasting party with African dishes that might be served at Kusafiri. How might these dishes be influenced by the part of Africa they are from?

**9. LANGUAGE-** Kusafiri means “to journey,” in Swahili. Learn 10 phrases from 5 different languages spoken in Africa that will help you on your journey to Kusafiri.

## KUSAFIRI WIDE GAME

---

The purpose of a wide game is to have fun while learning. A 'wide game' is played by teams following a trail with stops at stations to try new activities. This wide game is designed to let 60-80 girls earn "Be a Partner with the World: Kusafiri" in a 2-1/2 hour event. The cost to each participant is \$5.50 (\$5 for the JLWFF and \$0.50 for expenses). The event should be held in a meeting place with one area large enough for everyone to gather, and several smaller areas for activities.

15 mins. **REGISTRATION-** Collect permission slips and money. Have name tags ready for 6 teams, (ex: pink circles, yellow squares, etc.). Print girls' names on name tags.

15 mins. **OPENING-** A flag ceremony with a WAGGGS flag (if possible), sing an opening song, describe the wide game, and send the groups off to visit each station. Tell leaders beforehand which direction the girls will move, and ring a bell or blow a whistle every 15 minutes for the groups to change stations.

90 mins **STATIONS-** Ask each troop's leader(s) to prepare one "Be a Partner with the World: Kusafiri" requirement to present to the girls in a fifteen minute segment. Encourage hands-on activities, instead of lectures.

10 mins. **REFLECTION-** With the girls still in their last station, discuss how their last activity helped them increase their knowledge of global understanding. Help the girls print their answers clearly on 8-1/2" x 11" paper.

20 mins. **CLOSING-** Everyone gathers together again to sing a closing song. Ask each team to tell how their last activity helped Juliette Low's dream. Announce how much has been collected for the JLWFF, and present the girls with their "Be a Partner with the World: Kusafiri" patches.

---

### **SAMPLE STATIONS:** Total 90 minutes

*(The girls work best in groups of about 10-12. If your group is larger than 75, you could form more teams and add more stations.)*

#### **Station 1: KUSAFIRI (Requirement #4)**

Take the girls on a trip to Africa to visit Kusafiri. Show them pictures, and tell them all about the sights of Africa. Have girls cut pictures out of magazines to make a collage about life in Africa.

#### **Station 2: GAMES (Requirement #6)**

Play a game from Africa.

#### **Station 3: FOLK TALES (Requirement #6)**

Tell the girls African folk tales, then have them read their own and act it out for the group.

#### **Station 4: FOOD (Requirement #8)**

Serve various snacks originating from Africa. Have each group prepare a dish ahead of time.

#### **Station 5: LANGUAGE (Requirement #9)**

Learn some phrases in different African languages. Have the girls speak to each other in these languages.

#### **Station 6: GUEST (Requirement #5)**

Have a guest from Africa come and talk to the girls and answer questions about life in Africa.

\*Requirement # 1\*

## Introducing Kusafiri World Centre...

### ➤ **What is Kusafiri World Centre?**

The Kusafiri World Centre is using existing facilities to bring World Center experiences to Africa. The 'centre' has no fixed site, but changes location at every event, creating international experiences to girls and young women in different countries across Africa.



### ➤ **How did the idea for Kusafiri World Centre come about?**

Kusafiri World Centre is the product of years of discussion to bring a World Center experience to Africa. In 2010, at the Africa Regional Conference it was unanimously agreed upon that the Africa Committee would explore opportunities to deliver World Center experiences in Africa.



In July 2011, during the 34th World Conference in Edinburgh, Scotland, a motion was passed to create an experimental two-year pilot project that could potentially lead to the creation of a fifth World Center in the Africa Region.

The project was evaluated, with results and recommendations being presented at the 35<sup>th</sup> World Conference in Hong Kong in 2014.

In October 2015, the 'Fifth' World Centre was given its new name, Kusafiri World Centre. Kusafiri means 'to journey' in Swahili

### ➤ **What countries are members of the Kusafiri World Centre?**

- Ghana
- South Africa
- Rwanda
- Kenya
- Nigeria
- Benin



### ➤ **What has happened so far at Kusafiri?**

#### **Ghana**

The event in Ghana took place from July 21<sup>st</sup> to July 27<sup>th</sup> in 2012. It focused on Fund Development and Leadership Development. The event was attended by 19 participants from 7 African Member Organizations as well as South Sudan, who is currently working towards full membership.

#### **South Africa**

The event in South Africa took place from October 7<sup>th</sup> to October 14<sup>th</sup> in 2012. It focused on Fund Development and Leadership Development. Eighteen of the 21 participants were from African countries.

**Rwanda**

From May 6<sup>th</sup> to May 11<sup>th</sup> in 2013, a ‘Stop the Violence’ campaign training event took place in Kigali.

**Kenya**

The event in Kenya took place from October 21<sup>st</sup> to November 17<sup>th</sup> in 2013. Eight participants from Senegal, the United States, Kenya, the United Kingdom, Rwanda, Lebanon, and Nigeria participated in the Community Action Experience in Shanzu Transitional Centre in Mombassa.

**Nigeria**

In April 2014, a Women’s Leadership Development Program was conducted with girls from various countries in the African Region. The event was themed ‘DELTA’ and focused on developing entrepreneurial leaders for the region.

**South Africa**


From May 9<sup>th</sup> to 13<sup>th</sup> in 2015, 26 participants from 14 countries participated in a ‘Prepared to Learn, Prepared to Lead’ workshop in Khiyalami. The workshop focused on exploring themes affecting the quality of the Girl Scout and Girl Guide experience.

**Benin**

From July 20<sup>th</sup> to the 25<sup>th</sup> in 2015, 29 participants from 14 French-speaking countries came together for another ‘Prepared to Learn, Prepared to Lead’ workshop, similar to the event above.

**Ghana**

From May 30<sup>th</sup> to June 5<sup>th</sup> in 2016, 65 participants from 55 countries came together for the Juliette Low Seminar. This event was themed ‘Transforming Our World’ and focused on transformation of self, community, and the world.



## World Conferences

➤ **What is the World Conference?**


The World Conference is the principal decision-making body of the World Association of Girl Guides and Girl Scouts. It convenes in the last year of each triennium (every three years).

➤ **When was the last World Conference?**

The 35<sup>th</sup> World Conference was held July 2014 in Hong Kong.

➤ **When is the next World Conference?**

The 36<sup>th</sup> World Conference will be held in September 2017. Bharat Scouts and Guides (the Indian National Member Organization) will host it. The theme is 'For Her World'.



This map shows the five regions represented by WAGGS (the World Association of Girl Guides and Girl Scouts).

These regions are:

- Western Hemisphere
- Europe
- Arab
- Africa
- Asia Pacific

The World Association of Girl Guides and Girl Scouts reaches 10 million girls and young women in 146 countries across their five regions.

### Requirement #3

## Girl Guiding in Africa

The Founder of the Boy Scout and Girl Guide Movements was Robert Baden-Powell, First Baron Baden-Powell of Gilwell, OM, known universally as B-P. The Boy Scout Movement was officially founded in 1908. In 1909, a Boy Scout rally was held at Crystal Palace in London, and Baden-Powell was taken aback when a number of girls attended, proclaiming themselves to be girl Scouts.




He decided that if they wanted to join in, they should have their own name and Movement, and a program suited to their needs. The result was 'The Scheme for Girl Guides,' which appeared in the November 1909 issue of the Boy Scout Headquarters' Gazette. Lord Baden-Powell chose the name Girl Guides after the famous corps of guides in India who were "distinguished for their general handiness and resourcefulness under difficulties, and their keenness and courage..."

Lord Baden-Powell felt that the movement for girls should be run by women, so in 1910 he asked his elder sister Agnes to undertake the work of adapting his book *Scouting for Boys*, for use with girls. That year the Guide Movement was formally founded, with the establishment of the Girl Guides Association (United Kingdom).

In 1910, Baden-Powell, now Sir Robert Baden-Powell, retired from his army career and devoted himself to Scouting, and to the beginning of Guiding. He attended camps, rallies and jamborees all over the world, and it was during a world tour in 1912 that he met Olave Soames, his future wife. After a brief courtship, the couple were engaged and married that same year. Olave accompanied her husband on visits and tours, and soon became actively involved in the Guide and Scout Movements. The world Movements were firmly established, with the Baden-Powells as their figure-heads and their inspiration.

During his military years, Robert Baden-Powell spent several years in Africa. He and his wife left Europe in 1939 to settle in Nyeri, Kenya, near Mt. Kenya. They lived in a small, one-room house named *Paxtu*.



Lord Baden-Powell died on January 8, 1941 and is buried at St. Peter's Cemetery in Nyeri, Kenya. His gravestone bears a circle with a dot in the centre "◎", which is the trail sign for "Going home", or "I have gone home." His wife Olave moved back to England in 1942, although when she died, her ashes were sent to Kenya and interred beside her husband. The Kenyan government has declared the Baden-Powells' grave a national monument.



**The Kusafiri World Centre** brings the World Center experience across Africa using existing facilities. The ‘centre’ has no fixed site, but changes location for every event, creating international experiences for girls and young women in different countries across Africa.

Because there is no fixed site, the centre is able to serve girls in many different Girl Guide organizations. To learn more about a specific country’s Girl Guide programs, visit them online, or go to <https://www.waggs.org/en/our-world/africa/>

Below is a list of countries that are members of WAGGGS in the African Region:

<u>Country</u>	<u>Membership Organization</u>	<u>Number of Members (from 2012 or most recent data)</u>	<u>Year Member Organization joined WAGGGS</u>	<u>Year Guiding was Introduced</u>
<b>Benin</b>	Guides du Bénin	2,306	1963	1954
<b>Botswana</b>	Botswana Girl Guides Association	9,825	1969	1924
<b>Burkina Faso</b>	Association des Guides du Burkina Faso	16,333	1972	1955
<b>Burundi</b>	Association des Guides du Burundi	19,929	1972	1954
<b>Cameroon</b>	Association des Guides du Cameroun	5,350	1972	1943
<b>Central African Republic</b>	Association Nationale des Guides de Centrafrique	7,125	1963	1952
<b>Chad</b>	Association des Guides du Tchad	7,112		1957
<b>Congo</b>	Association des Scouts et Guides du Congo	5,770	1957/1996	1927
<b>Democratic Republic of Congo</b>	Guides de la République Démocratique du Congo	13,958	1972/2008	1928
<b>Gambia</b>	The Gambia Girl Guides Association	17,395	1966	1923
<b>Ghana</b>	The Ghana Girl Guides Association	19,191	1960	1921
<b>Guinea</b>	Association Nationale des Guides de Guinée	4,880		1990
<b>Ivory Coast</b>	Fédération Ivoirienne du Scoutisme Féminin	4,146	1963	1937
<b>Kenya</b>	Kenya Girl Guides Association	159,399	1963	1920
<b>Lesotho</b>	Lesotho Girl Guides Association	6,172	1978	1925
<b>Liberia</b>	Liberian Girl Guides Association	7,297	1928/1966	1920
<b>Madagascar</b>	Skotisma Zazavavy eto Madagasikara	44,048	1963	1941

<b>Malawi</b>	The Malawi Girl Guides Association	54,144		1931
<b>Mauritius</b>	The Mauritius Girl Guides Association	953	1975	1926
<b>Namibia</b>	The Girl Guides Association of Namibia	1,680	1993	1923
<b>Nigeria</b>	The Nigerian Girl Guides Association	120,000	1960	1919
<b>Rwanda</b>	Association des Guides du Rwanda	12,492	1981	1962
<b>Senegal</b>	Association des Scouts et Guides du Sénégal	5,121	1981	1953
<b>Sierra Leone</b>	The Sierra Leone Girl Guides Association	1,460	1963	1924
<b>South Africa</b>	Girl Guides Association of South Africa	27,449	1928	1910
<b>South Sudan</b>	The Sudan Girl Guides Association	15,580	1957	1928
<b>Swaziland</b>	The Swaziland Girl Guides Association	3,558	1969	1924
<b>Tanzania</b>	The Tanzania Girl Guides Association	71,236	1963	1928
<b>Togo</b>	Association des Guides du Togo	3,236	1963	1942
<b>Uganda</b>	The Uganda Girl Guides Association	174,219	1963	1914
<b>Zambia</b>	Girl Guides Association of Zambia	23,531	1966	1924
<b>Zimbabwe</b>	Girl Guides Association of Zimbabwe	24,270	1969	1912



Requirement#4\*

## **AFRICA**



### **The African Continent**

- ❖ Africa is the second largest continent on Earth, spanning approximately 11.7 million square miles.
- ❖ Africa is the hottest continent on Earth.
- ❖ Sudan is Africa's largest country, spanning 968,000 square miles.
- ❖ Cairo, Egypt is the largest city on the continent.
- ❖ The longest river in the world, the Nile, is located in Africa. It is approximately 4,132 miles long.
- ❖ Africa has the world's largest desert, the Sahara, which is almost the size of the United States.
- ❖ Victoria Falls is the largest waterfall in Africa. It is 355 feet high, and one mile wide.
- ❖ Mount Kilimanjaro is the highest mountain on the continent. It towers over 19,300 feet.




### **The People of Africa**

- ❖ The African continent has the second largest population in the world, at about one billion people. This makes up approximately 14.7% of the world's population.
- ❖ There are over 1,000 (possibly 2,000) languages spoken in Africa. The most common are English, Arabic, Swahili, French, Hausa, Oromo, Yoruba, Igbo, Amharic, and Zulu.
- ❖ The largest religions in Africa are Islam and Christianity.

### **Animals in Africa**

- ❖ The world's largest land animal is the African elephant.
- ❖ The world's tallest animal is the giraffe, native to Africa.
- ❖ The fastest land animal in the world, the cheetah lives in Africa.
- ❖ Africa is home to the world's largest reptile, the Nile crocodile.
- ❖ The gorilla, which can be found in the jungles of Africa, is the world's largest primate.



## Games, Folk Tales, and Traditions

---

# games

### **Mbube, Mbube**

Mbube is one of the Zulu words for "lion." "Mbube" is addressing the lion, calling to him, sort of pronounced like: mboo'-bay. In this game the lion is stalking the impala (a southern African buck).

- ❖ All players form a circle.
- ❖ Two players start the game. One is the lion, one is the impala.
- ❖ Blindfold them both and spin them around. (Children used to just close their eyes, but the temptation to peek is so great!)
- ❖ Players in the circle start by calling the lion, "mbube, mbube!"
- ❖ The closer to the impala the lion gets, the faster the chanting becomes. Likewise, if the lion is far away the calling decreases in volume, as well as repetition.
- ❖ If the lion has not caught the impala within one minute a new lion is chosen. If the lion catches the impala, a new impala is chosen.



### **Mamba**

A mamba is a big indigenous South African snake. There are green mambas and black mambas, and both are venomous!

- ❖ One person is chosen as the mamba.
- ❖ An area on the playground is marked off (it is usually made about 10x10 meters, or 33x33 feet for 20 children).
- ❖ Everyone must stay within the marked off area. The object is to stay away from the mamba.
- ❖ At a signal the game begins.
- ❖ The mamba tries to catch the players. When a player is caught, that player joins the mamba by placing his/her hands on the snake's shoulders, or around their waist.
- ❖ Each new "catch" becomes another part of the mamba's body, always adding to the snake's tail. (As the snake eats, it becomes bigger and bigger.)
- ❖ If a player leaves the designated area, the player must sit down on the boundary, and misses out the rest of the game.
- ❖ Only the "head" of the mamba can catch new people. The snake can use its "body" to capture other players, as players may not pass between the snake's body parts.
- ❖ Game ends when all but one of the players have been caught. The last person caught becomes the next mamba!



## **Mancala**

Mancala is believed to be the oldest game in the world. It was played in as many countries on the continent as there are variations of it. If you don't recognize the name, it's probably because it's been called everything from kigogo in Kenya, to oware in Ghana. How does it work? First you need a mancala board, with holes arranged in either two or four rows. Small stones or seeds were used in earlier days, but today using marbles is most common. The name mancala literally means "to transfer" in Arabic, so the aim is to move your stones around so that you can capture more stones or marbles than your opponent. It's fun, but strategic, much like chess. The game is still played today, enjoyed by both children and adults across the globe.

### **Make Your Own Mancala Board:**

#### **What You Need**

- cardboard egg carton
- scissors
- acrylic paints and brush (optional)
- 48 dried beans, pebbles, beads, or marbles
- 2 small containers (such as yogurt cups, jars, etc.)



#### **What to Do**

1. Carefully tear or cut the lid from the carton. Throw the lid away.
2. If you wish, paint and decorate the carton. Wait for the paint to dry.
3. Place 4 beans in each of the 12 cups. Place a container at either end of the carton, called a kalaha. This is where you will store any captured beans. Find a friend and get ready to play.

#### **How to Play**

Object of the Game: To finish with the most beans

1. Set the mancala board on a table so that six cups face you and six cups face your opponent. The cups nearest to you are yours. You can move any of the beans from your side, but you may not move your opponent's beans. The kalaha on your right is yours as well.
2. Flip a coin to see who goes first. Player A scoops all the beans from any one of the cups on her side. Moving counterclockwise to the right, she goes down the board, dropping one bean into each cup. If she reaches her kalaha, she drops a bean in it as well. If it's her last bean, she gets another turn, otherwise it's Player B's turn.
3. Play continues with the following rules.
  - A player cannot drop a bean into the opposing player's kalaha.
  - When the last bean a player drops falls into an empty cup, that player gets to take that bean and all the beans from the cup directly opposite it.
4. The game ends when a player runs out of beans in the cups on her side. When this happens, the opposing player takes the remaining beans. The winner is the player with the most beans in her kalaha.

# tales

## **Why Anansi Has Eight Thin Legs**

Once upon a time, a long time ago, there lived a spider named Anansi. Anansi's wife was a very good cook, but Anansi always loved to taste the food that others in the village made for themselves and for their families.

One day, he stopped by Rabbit's house. Rabbit was his good friend.

"There are greens in your pot," cried Anansi excitedly. Anansi loved greens.

"They are not quite done," said Rabbit. "But they will be soon. Stay and eat with me."

"I would love to, Rabbit, but I have some things to do," Anansi said hurriedly. If he waited at Rabbit's house, Rabbit would certainly give him jobs to do. "I know," said Anansi. "I'll spin a web. I'll tie one end around my leg and one end to your pot. When the greens are done, tug on the web, and I'll come running!"

Rabbit thought that was a great idea, and so it was done.

"I smell beans," Anansi sniffed excitedly as he ambled along. "Delicious beans, cooking in a pot."

"Come eat our beans with us," cried the monkeys. "They are almost done."

"I would love to Father Monkey," said Anansi. Again, Anansi suggested he spin a web, with one end tied around his leg, and one end tied to the big bean pot.

Father Monkey thought that was a great idea. All his children thought so too, and so it was done.

"I smell sweet potatoes," Anansi sniffed happily as he ambled along. "Sweet potatoes and honey, I do believe!"

"Anansi," called his friend Hog. "My pot is full of sweet potatoes and honey! Come share my food with me."

"I would love to," said Anansi. Again, Anansi suggested he spin a web, with one end tied around his leg, and one end tied to the sweet potato pot.

His friend Hog thought that was a great idea, and so it was done.

By the time Anansi arrived at the river, he had one web tied to each of his eight legs.

"This was a wonderful idea," Anansi told himself proudly. "I wonder whose pot will be ready first?"

Just then, Anansi felt a tug at his leg. "Ah," said Anansi. "That is the web string tied to Rabbit's greens." He felt another, and another. Anansi was pulled three ways at once.

"Oh dear," said Anansi as he felt the fourth web string pull.

Just then, he felt the fifth web string tug, and the sixth, and the seventh, and the eighth. Anansi was pulled this way and that way. As everyone pulled on the web strings at once, his legs were pulled thinner and thinner. Anansi rolled and tugged himself into the river. When all the webs had washed away, Anansi pulled himself painfully up on shore.

"Oh my, oh my," sighed Anansi. "Perhaps that was not such a good idea after all."

To this day, Anansi the Spider has eight very thin legs, and he never got any food that day at all.



## **Cloud Eating**

Jackal and Hyena were together, it is said, when a white cloud arose. Jackal descended upon it, and ate of the cloud as if it were fat.

When he wanted to come down, he said to Hyena, "My sister, as I am going to divide with thee, catch me well." She caught him and broke his fall, then she too went up and ate there, high up on the top of the cloud.

When she was satisfied she said, "My greyish brother, now catch me well." The greyish rogue said to his friend, "My sister, I shall catch thee well. Come therefore down."

He held up his hands and she came down from the cloud, and when she was near, Jackal cried out (painfully jumping to one side), "My sister, do not take it ill. Oh me! Oh me! A thorn has pricked me and sticks in me." Thus she fell down from above, and was sadly hurt.

Since that day, it is said that Hyena's hind feet have been shorter and smaller than the front ones.



## **How the Zebra Got Its Stripes**

Long ago, when animals were still new in Africa, the weather was very hot, and what little water there was remained in a few pools and pans.

One of these remaining water pools was guarded by a boisterous baboon, who claimed that he was the 'lord of the water,' and forbade anyone from drinking at his pool.

One fine day when a zebra and his son came down to have a drink of water, the baboon, who was sitting by his fire next to the waterhole, jumped up and barked in a loud voice. "Go away, intruders. This is my pool, and I am the lord of the water."

"The water is for everyone, not just for you, monkey-face," the zebra's son shouted back.



"If you want some of the water, you must fight for it," returned the baboon in a fine fury, and in a moment the two were locked in combat.

Back and forth they went fighting, raising a huge cloud of dust, until with a mighty kick, the zebra sent the baboon flying high up among the rocks of the cliff behind them. The baboon landed with a smack on his seat, taking all the hair clean off, and to this very day, he still carries the bare patch where he landed.

The tired and bruised young zebra, not looking where he was going, staggered back through the baboon's fire, which scorched him, leaving black burn stripes across his white fur.

The shock of being burned, sent the zebra galloping away to the savannah plains, where he has stayed ever since.

The baboon and his family however, remain high up among the rocks where they bark defiance at all strangers, and when they walk around, they still hold up their tails to ease the smarting rock-burn of their bald patched bottoms.

Requirement #8

## **African Food Recipes**

### **Chin Chin**

Country of Origin: Nigeria

#### Ingredients

- 8 cups all-purpose flour
- 1 cup butter, at room temperature
- 3 tablespoons butter, at room temperature
- 2 teaspoons ground nutmeg
- 1/2 cup milk
- 2 tablespoons milk
- 1 cup vegetable oil



#### Directions

1. Mix flour, 1 cup plus 3 tablespoons butter, and nutmeg together in a large bowl until well incorporated. Stir in 1/2 cup plus 2 tablespoons milk until dough comes together.
2. Roll dough 1/4-inch thick on a floured work surface and cut into small pieces.
3. Heat oil in a deep-fryer or large saucepan to 350 degrees. Fry dough pieces in batches until they turn golden brown and float to the surface, 3 to 5 minutes.

### **Jollof Rice**

Country of Origin: Ghana

#### Ingredients:

- 1 ¼ cups of white rice
- 1 lb. boneless and skinless chicken breast
- 3 cups of chicken stock/soup
- 1 medium sized onion, chopped
- 2 teaspoons of vegetable oil
- 6 oz. of tomato paste



#### Directions

1. In saucepan, fry rice and onion in oil. Cover until onion turns translucent.
2. Cut the chicken into small cubes and add to the mixture
3. Add the tomato paste and then chicken soup. Simmer the mixture.
4. Cover the pan and decrease the heat to low.
5. Cook in low heat until rice is tender, the liquid has been absorbed, and the chicken is fully cooked (about 25 minutes).



## **Karanga Soup**

Country of Origin: Kenya

### Ingredients

- 14 skinless chicken thighs
- 1/3 cup curry powder
- 6 tablespoons olive oil, or more to taste
- 3 (14.5 ounce) cans stewed tomatoes
- 2 (14.5 ounce) cans diced tomatoes
- 2 (14.5 ounce) cans corn
- 3 small potatoes, or to taste
- 2 red onions, chopped
- 1 (8 ounce) package mushrooms, chopped
- 1 green bell pepper, chopped
- 4 green onions, chopped, or to taste
- 1/4 cup Worcestershire sauce
- ground black pepper to taste

### Directions

1. Coat chicken thighs with curry powder.
2. Heat 2 tablespoons olive oil in a large skillet. Add 1/3 of the chicken thighs in a single layer; cook until browned, about 3 minutes per side. Transfer to a large pot. Repeat with remaining olive oil and chicken thighs.
3. Pour stewed tomatoes, diced tomatoes, corn, potatoes, onions, mushrooms, green bell pepper, green onions, Worcestershire sauce, and pepper into the pot. Cover and cook over very low heat until potatoes are tender and flavors combine, about 4 hours. Season with black pepper.



## **Milk Tart**

Country of Origin: South Africa

### Ingredients

- Crust:
  - 1/2 cup margarine
  - 1/2 cup white sugar
  - 2 cups all-purpose flour
  - 1 egg
  - 2 teaspoons baking powder
  - salt to taste
- Filling:
  - 4 cups milk
  - 1 teaspoon margarine
  - 1 1/2 cups white sugar
  - 2 eggs
  - 2 1/2 teaspoons all-purpose flour
  - 2 1/2 teaspoons cornstarch
  - 1 teaspoon vanilla extract, or to taste
  - 2 dashes ground cinnamon



### Directions

1. Preheat oven to 350 degrees F (175 degrees C).
2. Combine 1/2 cup margarine and 1/2 cup sugar in a bowl; beat with an electric mixer on low speed until creamy. Add 2 cups flour, 1 egg, baking powder, and salt; mix well until dough comes together.
3. Press dough into bottom and sides of two 8-inch pie plates to form crusts.
4. Bake in the preheated oven until lightly golden, about 10 minutes. Remove from oven and let cool.
5. Combine milk and 1 teaspoon margarine in a saucepan over medium-low heat; bring to a boil. Remove from heat.
6. Mix 1 1/2 cup sugar, 2 eggs, 2 1/2 teaspoons flour, cornstarch, and vanilla extract into a smooth paste in a bowl. Pour over hot milk in the saucepan.
7. Return saucepan to medium heat and stir milk mixture until thick, 5 to 8 minutes.
8. Divide milk mixture evenly between the cooled crusts. Sprinkle cinnamon on top. Cool until filling is set, about 30 minutes.

Requirement # 9

**Language**


<b>English</b>	<b>Swahili</b>	<b>Hausa</b>	<b>Igbo</b>	<b>Yoruba</b>	<b>Zulu</b>
Hello	Habari	Hello	Nnọọ	Pẹlẹ o	Sawubona
My name is...	Jina langu ni...	Sunana shi ne...	Aha m bụ	Orukọ mi ni...	Igama lami ngu...
How are you?	Habari gani?	Yaya dai?	Kedu ka i mere?	Bawo ni o se wa?	Unjani?
I'm sorry	Samahani	Na tuba	Ọ dị m nwute	Ma binu	Ngiyaxolisa
Thank you	Asante	Na gode	Daalụ	E dupe	Ngiyabonga
I love you	Nakupenda	Ina son ka	a hụrụ m gị n'anya	Mo nife ẹ	Ngiyakuthanda
Goodbye	Kwaheri	Ban kwana	Ka ọ dị	O dabọ	Hamba kahle



---

## *For More Information*

---



The Girl's Guide to Girl Scouting – all grade levels

These and other materials are available in the Volunteer Resource Center at the GSCM Urban Program and STEM Center:

Kids Around the World – Cook! Kids Around the World – Crafts! Kids Around the World – Celebrate!  
Trefoil Round the World – guide to WAGGGS members  
The Story of the World Centers

Internet Resources

Global Girl Scouting - [http://www.girlscouts.org/who\\_we\\_are/global/](http://www.girlscouts.org/who_we_are/global/)

WAGGGS - <http://www.waggs.org/en/home>

World Thinking Day - <http://www.worldthinkingday.org/en/home>

Holidays Worldwide - <http://www.timeanddate.com/holidays/>

International Holiday Celebrations, Recipes and Traditions - <http://www.whats4eats.com/holidays>



**Girl Scouts of Central Maryland**

Be a Partner with the World – Kusafiri World Centre Report Form

Date: \_\_\_\_\_ Service Unit # \_\_\_\_\_ Troop # \_\_\_\_\_

Troop/Group Leader's Name \_\_\_\_\_

Street Address: \_\_\_\_\_

City: \_\_\_\_\_ Zip \_\_\_\_\_

Email Address: \_\_\_\_\_ Telephone # \_\_\_\_\_

Grade level (check): \_\_\_ Brownie \_\_\_ Junior \_\_\_ Cadette \_\_\_ Senior \_\_\_ Ambassador

Number of Girls Participating in this patch packet: \_\_\_\_\_

Amount Donated to the Juliette Low World Friendship Fund: \_\_\_\_\_

*Please complete and return, along with your Juliette Low World Friendship Fund donation, to:  
Girl Scouts of Central Maryland*

*4806 Seton Drive*

*Baltimore, MD 21215*

*Attention: Juliette Low World Friendship Fund*

Patches:

Patches are available at the council store.

Please contact store for prices and information: 410-358-9711, ext. 202

.....  
We would like to hear from you!

1. What did you like the most about this patch packet?
2. What did you like the least about this patch packet?
3. What would you change about this patch packet?
4. Do you have any comments/ suggestions?