



---

# OUR CHALET

## Switzerland

---

*Be a Partner  
with the World*



Girl Scouts of Central Maryland  
4806 Seton Drive  
Baltimore, Maryland 21215  
web: [www.gscm.org](http://www.gscm.org)  
phone: 410.358.9711  
fax: 410.358.9918

---

## INSIDE THIS PACKET:

---

Our Chalet Wide Game

Be a Partner with the World– Our Chalet Patch Requirements

Introducing Our Chalet

The Our Chalet Song

Switzerland

Games and Folk Tales

Holidays

Crafts


Swiss Recipes

Language

For More Information

Be a Partner with the World– Our Chalet Report Form

---



As girls learn about Our Chalet and Swiss culture, it is an opportune moment to learn about and contribute to the Juliette Low World Friendship Fund. This patch packet is meant as a tool for learning about our sister Girl Scouts in Switzerland and as a means for contributing to the Juliette Low World Friendship Fund. Girl Scouts of Central Maryland challenges each individual and troop/group to reach out to Girl Scouts and Girl Guides across the globe by contributing to the Juliette Low World Friendship Fund as they complete this patch packet.

## OUR CHALET WIDE GAME

The purpose of a wide game is to have fun while learning. A wide game is played by teams following a trail with stops at stations to try new activities. This wide game is designed to let 60-80 girls "Be a Partner With the World – Our Chalet" in a 2-1/2 hour event. The cost to each participant is \$5.50 (\$5 for the JLWFF and \$.50 for expenses). The event should be held in a meeting place with one area large enough for everyone to gather and several smaller areas for activities.

- 15 mins.     REGISTRATION Collect permission slips and money. Have name tags ready for six teams. (ex: pink circles, yellow squares, etc.) Print girls' names on name tags.
- 15 mins.     OPENING A flag ceremony with a World Flag (if possible). Sing *Our Chalet Song*. Describe the wide game to the girls and arrange them in their teams to begin visiting each station. (ex: pink circles to Station I, yellow squares to Station II, etc. Tell leaders beforehand which direction the girls will move.) Ring a bell or blow a whistle every 15 minutes for teams to change stations.
- 90 mins     STATIONS Ask each troop's leader(s) to prepare one "Be a Partner With the World – Our Chalet" requirement to present to the girls in fifteen minutes. Encourage hands-on activities, instead of lectures.
- 10 mins.     With the girls still in their last station, discuss how their last activity helped them increase their knowledge of global understanding. Help print their answers clearly on 8-1/2" x 11" paper.
- 20 mins.     CLOSING  
Everyone gathers again. Sing *Our Chalet* again. Ask each team to tell how their last activity helped Juliette Low's dream. (Put their answers on a poster for the display.) Announce how much has been collected for the Juliette Low World Friendship Fund. Present "Be A Partner With The World – Our Chalet" patches.

### SAMPLE STATIONS: Total 90 minutes

(The girls work best in groups of about 10-12. If your group is larger than 75, form more teams and add more stations.)

#### **Station 1** (Req. #1) Our Chalet

Take the girls on a "flight" to Switzerland to visit Our Chalet. Show them pictures and tell them all about the skiing, hiking, and rafting opportunities in Switzerland. Let the team decide what activity they would most enjoy at Our Chalet.

#### **Station 2** (Req. #3) Switzerland

Have a poster board ready for each team, and lots of brochures ready to cut and paste. Have the girls make a display to show for Requirement #16 after the Wide Game.

#### **Station 3** (Req. #7) Crafts

Make Scherenschnitt. Suggest mount a in scenes from Switzerland. Save some to show with the display.

#### **Station 4** (Req. #5) Folk Tales

Have girls act out a Folk Tale from Switzerland or Germany.

#### **Station 5** (Req. #8) Food

Serve a snack of small chocolate and different squares of cheese (Ask each troop to prepare and bring different varieties.)

#### **Station 6** (Req. #9) Language

Learn your colors in German, French and Italian and play the colors game.

## Be A Partner With The World: Our Chalet Patch Requirements

---

To better understand the World Association of Girl Guides and Girl Scouts, troops or girls are encouraged to earn the patch "Be a Partner with the World: WAGGGS" before working on any World Center patches.

Complete seven of the nine requirements. The two starred(\*) are highly recommended.

- \*1. \*OUR CHALET: Discover all you can about Our Chalet: its history, location, style, and the program offered for girls and adults. If possible, talk to someone who has visited there. Ask about the American Room.
2. OUR CHALET SONG: Sing "Our Chalet Song" at three Girl Scout gatherings. Talk about how it would feel to sing this song in front of a cozy fire in the dining room of Our Chalet after a day of skiing or hiking in the Swiss Alps.
- \*3. \*SWITZERLAND: Explore Switzerland by collecting pictures, travel brochures or drawings of Swiss towns, houses, countryside and people.
4. GUEST: Invite someone from a different country or culture to share her/his heritage with you. If possible, ask a Swiss person to speak.
5. GAMES & FOLK TALES: Enjoy the history of Switzerland by reading a folk tale. Try acting the folk tale out, or read out loud with girls reading different character's voices. Discuss the meanings of this folk tale. What modern folk tales have similar plots, themes, or messages?
6. HOLIDAYS: Learn about several Swiss holidays and plan a celebration for one.
7. CRAFTS: Make a traditional Swiss craft for your use or to give as a gift. You might try Scherenschnitt, or cowbells.
8. FOOD: Have a tasting party with dishes unique to Switzerland that might be served at Our Chalet. Learn how chocolate is made, or learn about the cheese making process.
9. LANGUAGE: Learn your colors in French, German, and Italian and play the colors game. Learn the greetings from the three Swiss languages.

## Introducing *OUR CHALET...*

[www.ourchalet.ch](http://www.ourchalet.ch)



### What is Our Chalet?

Our Chalet is a purpose-built Swiss chalet with stunning picture postcard views of Adelboden and the surrounding mountains. It can accommodate up to 80 guests in the winter and a further 25 in the campsite in the summer. Guests can stay on a bed and breakfast basis, or on full or half board.

The Chalet is one of four world centers owned by the World Association of Girl Guides and Girl Scouts (WAGGGS). Members and non-members alike are welcome, and all guests can experience the friendly international mix of staff, volunteers and visitors from around the world at this international gathering place, whilst enjoying the exciting range of activities on offer.

### When can I visit Our Chalet?

Our Chalet is open throughout the year to anyone wishing to spend time in the beautiful surroundings of a warm and friendly alpine chalet, with magnificent views of the mountains and an exciting winter and summer activity program.

It operates two distinct seasons:

- In the summer, guests can enjoy walking and hiking, mountain biking, rock climbing and adventure sports, or go sightseeing around the Bernese Oberland, one of the world's most popular tourist attractions.
- In the winter, Adelboden becomes a world class ski resort, offering skiing, snowboarding and a wide range of other winter sports, including ice skating and curling.

### What facilities are there?

Our Chalet has single, twin, triple and dormitory bedrooms, a large family style dining room, a shop, laundry room, an internet café, ski room, telephone, a quiet room for reading or making jigsaws and a music room for playing games or having a party!. Our Chalet also has extensive grounds for snow walks or sledging in the winter, or for nature trails, camp fires and camping in the summer.

### What can I do at Our Chalet?

Based in the beautiful mountain resort of Adelboden, Our Chalet offers guests a wide range of daytime activities and an optional evening program run by the Chalet staff.

In the winter, Adelboden offers skiers and snowboarders of any ability, from beginner to advanced, three extensive and safe ski areas. It also has an excellent ski school and ski hire facilities, and apres ski activities include ice skating, curling, sledging, swimming, and a moonlit evening walk to a mountain hut for ice creams or hot chocolate.

In the summer, guests can explore mountain trails and alpine paths, discover the extraordinary flora and fauna of the area, paraglide over Adelboden or fly to the Matterhorn in a light aircraft, and take in the breathtaking beauty of the Bernese Oberland. As well as walking and hiking, guests can enjoy day trips to a variety of local towns and attractions and try their hand at the new range of extreme sports on offer.

### Where is Our Chalet?

Our Chalet is on the outskirts of Adelboden, about 1 mile away from the town centre and just a 3 minute taxi ride away from the ski lifts. The views from the Chalet of the surrounding mountains and of the town centre are stunning.

### Where is Adelboden?

Adelboden is a small town at the end of a valley in the Swiss Alps. It is in the Bernese Oberland, just 30 minutes from Interlaken and less than an hour from Switzerland's capital, Bern.

# The OUR CHALET Song

French words by Mme. E Droin de Morsier  
English version by Betty Askwith  
Music by Joseph Bovet



## ENGLISH

1. High up, high on the mountain,  
We've founded our Chalet,  
Its sloping roof and wide  
Shall shelter us without a care.  
And each Girl Scout and Guide  
Shall find a welcome there
2. High up, high on the mountain,  
We'll go to our Chalet;  
Our simple life is free,  
Our hearts are light, our songs are gay,  
We ever shall remember  
The joys of our Chalet.
3. High up, high on the mountain,  
We've founded our Chalet;  
And this its dedication  
Shall never fail nor be undone:  
Each race, each creed, each nation,  
Beneath its roof are one.

## FRENCH

1. Lahaut, sur la montagne,  
Il est un grand Chalet;  
Son large toit penche  
Abritera notre amitie;  
Pour toutes le Eclaireuses,  
Il sera le foyer
2. Lahaut, sur la montagne,  
Allons au grand Chalet  
Gouter la joie du camp  
Et du travail fait en chantant,  
La vie simple et sereine  
Et le recueillement.
3. Lahaut, sur la montagne,  
Dans notre grand Chalet,  
Autour de l'atre gris  
Ou le feu clair petille et rit,  
Nous nous sentons unies  
Et fortes par l'esprit.

With an easy swing

1. High up, high on the moun - tain, We've found - ed our Cha - let,

its slop - ing roof and wide Shall shel - ter us with - out a care.

And each Girl Scout and Guide \_\_\_\_ Shall find a wel - come there.



# SWITZERLAND



<b>Country name:</b>	<i>conventional long form:</i> Swiss Confederation <i>conventional short form:</i> Switzerland
<b>Government type:</b>	federal republic
<b>Capital:</b>	Bern
<b>Independence:</b>	1 August 1291 (Founding of the Swiss Confederation)
<b>National holiday:</b>	Founding of the Swiss Confederation, 1 August (1291)
<b>Constitution:</b>	29 May 1874
<b>Flag description:</b>	red square with a bold, equilateral white cross in the center that does not extend to the edges of the flag
<b>Climate:</b>	temperate, but varies with altitude; cold, cloudy, rainy/snowy winters; cool to warm, cloudy, humid summers with occasional showers
<b>Natural resources:</b>	hydropower potential, timber, salt
<b>Natural hazards:</b>	avalanches, landslides, flash floods
<b>Population:</b>	7,996,026 (July 2013 est.)
<b>Nationality:</b>	<i>noun:</i> Swiss (singular and plural); <i>adjective:</i> Swiss
<b>Ethnic Groups:</b>	German 65%, French 18%, Italian 10%, Romansch 1%, other 6%
<b>Religions:</b>	Roman Catholic 41.8%, Protestant 35.3%, Muslim 4.3%, Orthodox 1.8%, other Christian 0.4%, other 1%, unspecified 4.3%, none 11.1% (2000 census)
<b>Languages:</b>	German (official) 63.7%, French (official) 20.4%, Italian (official) 6.5%, Serbo-Croatian 1.5%, Albanian 1.3%, Portuguese 1.2%, Spanish 1.1%, English 1%, Romansch (official) 0.5%, other 2.8% (2000 census)



**GAMES AND FOLK TALES:** Enjoy the history of Switzerland by learning about at least one Swiss folk tale and by playing at least two Swiss games.

---

## **The Frog King or Iron Heinrich** **By Jacob and Wilhelm Grimm**

In olden times, when wishing still did some good, there lived a king whose daughters were all beautiful, but the youngest was so beautiful that the sun itself, who, indeed, has seen so much, marveled every time it shone upon her face. In the vicinity of the king's castle there was a large, dark forest, and in this forest, beneath an old linden tree, there was a well. In the heat of the day the princess would go out into the forest and sit on the edge of the cool well. To pass the time she would take a golden ball, throw it into the air, and then catch it. It was her favorite plaything.

Now one day it happened that the princess's golden ball did not fall into her hands, that she held up high, but instead it fell to the ground and rolled right into the water. The princess followed it with her eyes, but the ball disappeared, and the well was so deep that she could not see its bottom. Then she began to cry. She cried louder and louder, and she could not console herself.

As she was thus lamenting, someone called out to her, "What is the matter with you, princess? Your crying would turn a stone to pity."

She looked around to see where the voice was coming from and saw a frog, who had stuck his thick, ugly head out of the water. "Oh, it's you, old water-splasher," she said. "I am crying because my golden ball has fallen into the well."

"Be still and stop crying," answered the frog. "I can help you, but what will you give me if I bring back your plaything?"

"Whatever you want, dear frog," she said, "my clothes, my pearls and precious stones, and even the golden crown that I am wearing."

The frog answered, "I do not want your clothes, your pearls and precious stones, nor your golden crown, but if you will love me and accept me as a companion and playmate, and let me sit next to you at your table and eat from your golden plate and drink from your cup and sleep in your bed, if you will promise this to me, then I'll dive down and bring your golden ball back to you."

"Oh, yes," she said, "I promise all of that to you if you will just bring the ball back to me." But she thought, "What is this stupid frog trying to say? He just sits here in the water with his own kind and croaks. He cannot be a companion to a human."

As soon as the frog heard her say "yes" he stuck his head under and dove to the bottom. He paddled back up a short time later with the golden ball in his mouth and threw it onto the grass. The princess was filled with joy when she saw her beautiful plaything once again, picked it up, and ran off.

"Wait, wait," called the frog, "take me along. I cannot run as fast as you." But what did it help him, that he croaked out after her as loudly as he could? She paid no attention to him, but instead hurried home and soon forgot the poor frog, who had to return again to his well.

The next day the princess was sitting at the table with the king and all the people of the court, and was eating from her golden plate when something came creeping up the marble steps: plip, plop, plip, plop. As soon as it reached the top, there came a knock at the door, and a voice called out, "Princess, youngest, open the door for me!"

She ran to see who was outside. She opened the door, and the frog was sitting there. Frightened, she slammed the door shut and returned to the table. The king saw that her heart was pounding and asked, "My child, why are you afraid? Is there a giant outside the door who wants to get you?"

"Oh, no," she answered. "It is a disgusting frog."

"What does the frog want from you?"

"Oh, father dear, yesterday when I was sitting near the well in the forest and playing, my golden ball fell into the water. And because I was crying so much, the frog brought it back, and because he insisted, I promised him that he could be my companion, but I didn't think that he could leave his water. But now he is just outside the door and wants to come in."

---

Continued ...



---

## FOLK TALES: Continued

---

Just then there came a second knock at the door, and a voice called out:

*Youngest daughter of the king,  
Open up the door for me,  
Don't you know what yesterday, You  
said to me down by the well?  
Youngest daughter of the king,  
Open up the door for me.*

The king said, "What you have promised, you must keep. Go and let the frog in."

She went and opened the door, and the frog hopped in, then followed her up to her chair. He sat there and called out, "Lift me up next to you."

She hesitated, until finally the king commanded her to do it. When the frog was seated next to her he said, "Now push your golden plate closer, so we can eat together."

She did it, but one could see that she did not want to. The frog enjoyed his meal, but for her every bite stuck in her throat. Finally he said, "I have eaten all I want and am tired. Now carry me to your room and make your bed so that we can go to sleep."

The princess began to cry and was afraid of the cold frog and did not dare to even touch him, and yet he was supposed to sleep in her beautiful, clean bed.

The king became angry and said, "You should not despise someone who has helped you in time of need."

She picked him up with two fingers, carried him upstairs, and set him in a corner. As she was lying in bed, he came creeping up to her and said, "I am tired, and I want to sleep as well as you do. Pick me up or I'll tell your father."

With that she became bitterly angry and threw him against the wall with all her might. "Now you will have your peace, you disgusting frog!"

But when he fell down, he was not a frog, but a prince with beautiful friendly eyes. And he was now, according to her father's will, her dear companion and husband. He told her how he had

been enchanted by a wicked witch, and that she alone could have rescued him from the well, and that tomorrow they would go together to his kingdom. Then they fell asleep.

The next morning, just as the sun was waking them, a carriage pulled up, drawn by eight horses. They had white ostrich feathers on their heads and were outfitted with chains of gold. At the rear stood the young king's servant, faithful Heinrich. Faithful Heinrich had been so saddened by his master's transformation into a frog that he had had to place three iron bands around his heart to keep it from bursting in grief and sorrow. The carriage was to take the king back to his kingdom. Faithful Heinrich lifted them both inside and took his place at the rear. He was filled with joy over the redemption. After they had gone a short distance, the prince heard a crack from behind, as though something had broken.

He turned around and said, "Heinrich, the carriage is breaking apart."

*No, my lord, the carriage it's not,  
But one of the bands surrounding my heart,  
That suffered such great pain,  
When you were sitting in the well,  
When you were a frog.*

Once again, and then once again the prince heard a cracking sound and thought that the carriage was breaking apart, but it was the bands springing from faithful Heinrich's heart because his master was now redeemed and happy.

- Source: Jacob and Wilhelm Grimm, *Der Froschkönig oder der eiserne Heinrich, Kinder- und Hausmärchen*, no. 1. Translated by D. L. Ashliman. © 1999-2002.
- The Grimms' source: Not known precisely, but apparently from an oral tradition of the family Wild in Kassel. (Wilhelm Grimm married a member of this family, Dortchen Wild.)
- A version of this tale was included in the Grimms' manuscript collection of 1810. From the first (1812) to the last (1857) editions published during the Grimms' lifetime, "The Frog King" has always been number one in their folktale collection.

---

# games

---

## Blindbock

Blindbock is the Swedish version of "Blind Man's Buff," a game played as early as 2,000 years ago in Greece. Though Blindbock was considered a game for adults in Sweden during the Middle Ages, by the 19th century, the game was played mainly by children.

According to the standard rules, one player is blindfolded and spun around several times. The other players, who are not blindfolded, amuse themselves by calling out to the blindfolded player-- the "blind buck" in the Swedish version-- and dodging out of the player's reach. When the blindfolded player finally locates another player and tags him, he becomes the next blind buck.

## Kubb

A traditional Swedish viking game played outdoors can involve children as young as four to six, and in as small or large a group that can be divided. Kubb has players throwing sticks at an object designated as "King." The Kubbs are wooden blocks or other items able to be knocked over that are set up along the sides of the playing field. With a helicopter throw, each player takes his turn tossing a stick over the King to try and knock over the Kubbs. Once a team has knocked over the most Kubbs, that team may then knock over the King and win the game.

## Don't Look Back, The Fox Walks Around

Don't Look Back, The Fox Walks Around can be played by any number of children who sit in a circle facing each other. One child plays the fox and walks around the outside of the circle behind the other children. The fox carries a piece of fabric, a small stone or another object. The fox drops the item behind one of the children in the circle. As soon as that child knows the object was dropped behind him or her, he or she jumps up and tries to catch the fox. The fox runs and tries to get back around the circle and sit in the seat of the child who was tagged. If the fox makes it back to the child's seat, the other child becomes the fox. If the fox is tagged, however, he plays the fox again and chooses another child to tag. If the child who is tagged doesn't know the item was dropped behind him or her, and the fox can run around the circle before that child realizes it, the tagged child becomes a "lazy egg" and must sit inside the circle until another child becomes a lazy egg.



# HOLIDAYS

There are many national holidays celebrated in Switzerland. These include Berchtold's Day, St Stephen's Day, Christmas, and the Swiss National Day. There are many traditions ranging from food to sports, which make the Swiss culture quite unique.


## Berchtold's Day

Berchtold's Day is called Berchtoldstag, and it falls on 2nd January as a remembrance of Duke Berchtold V of Zähringen who founded Berne. It is a family-oriented celebration that is only celebrated in some of the cantons. According to legend, Duke Berchtold V killed a bear, however some say he actually killed a squirrel.

The reason why people say that Duke Berchtold V killed a squirrel instead of a bear is because of the food. Nuts are gathered in early autumn for the annual food festival, which is a feast of nuts. Indeed, the Swiss are a bit nutty as celebrators will play nut-related games or sports, eat food containing nuts, sing, and do folk dancing. A popular game played on this day is the building of "hocks" composed of four nuts placed close together with a fifth balanced on top. This may look simple but the game requires a lot of skill, patience, and concentration. The children begin gathering and stockpiling nuts for Berchtold's Day festivities early in the fall.

## Swiss National Day

Swiss National Day is called Nationalfeiertag and it falls on 1st August. Back in year 1921, it was declared as Switzerland's birthday. Town people get involved in paper lantern parades, bonfires, fireworks displays, and Swiss flags hanging. On this day, a type of baked bread known as 'Augustweggen' is eaten. There are also sessions of barbecues and family gatherings, just like the American Independence Day celebration. A traditional way of celebrating is to have breakfast at the farm and have a good time experiencing farm works such as milking cows, making cheese, making bread, jam making, and other activities. It is truly a fun family day.



## Christmas

Christmas is called Weihnachten and it falls on 25th December. Unlike in America where Santa Claus delivers presents, an angel called Christkindli delivers them. Christkindli wears a white robe and a jeweled crown, however he veils his face. Children know when Christkindli has arrived, as silver bells tinkle to announce his arrival. When he arrives, candles are lit on the tree and he gives out the presents. These presents are kept in a basket. Food features after midnight mass on Christmas. They eat ringli which are large donuts and drink hot chocolate. For more on Christmas in Switzerland, visit <http://www.chiff.com/christmas/christmas-switzerland.htm>.

## Stephen's Day

Stephen's Day is called Stephanstag and it falls on 26th December. In other parts of the world, this is called Boxing Day. On this day, people eat St Stephen's Day Pie, which consists of ham and turkey. It is similar to cottage pie with a beef filling.


Requirement #7

# crafts

## SCHERENSCHNITT


Here's an easy craft that takes little materials. You will need:

- Colored paper
- Glue
- Scissors



This Swiss craft involves cutting a design out of colored paper, usually black, and then displaying it on a lighter colored paper, usually white. By cutting out the outline and fine features of your design, the white then shows through in the background of your picture. Your entire design should be cut from one single sheet of paper.

"During the 1800s in Switzerland, artists decorated birth certificates, declarations of love and New Year's wishes with colorful paper cuts. Nature inspired most of the designs. The tulip and the carnation were the most popular" They also created "black silhouette scenes in hearts. Their paper cuts were ... intricate" (Phyllis Fiarotta and Noel Fiarotta "Paper Crafts Around the World", May 1996)



## ALSO WITH PAPER:

Coat of Arms - " In Switzerland in the 1700s, craftspeople cut intricate patterns for door knockers and keyhole plates. They also cut paper into coats of arms to be used for marriage licenses, birth certificates and business transactions. Create your own family coat-of-arms design and use it as writing paper or a family shield to hang on the wall." (Phyllis Fiarotta and Noel Fiarotta "Paper Crafts Around the World", May 1996)

## Make your own COWBELL

You will need:

- Cans of Any Type
- Metal Weights, or Washers
- String



Punch one or two holes in the top of your can. Attach a weight or washer to the can with string. Practice knot tying and find a knot that holds your "bell" in place. Use your string to make a collar that the Cowbell hangs from. At Our Chalet they use paper and felt for decoration. Flowers, mountains, and patterns are commonly used.

## Requirement # 8

**FOOD:** Have a tasting party with dishes unique to Switzerland that might be served at Our Chalet. Learn how chocolate is made, or learn about the cheese making process.

# Swiss Recipes

Swiss food is as mixed as its population with recipes influenced by the traditional meals of France, Germany and Italy. There are also an enormous number of specialties specific to each region. Our Chalet serves typically Bernese food which means there is not a great deal of meat.

Switzerland is famous for its cakes and confectionary, a huge variety of breads, as well as its cheeses. The most well-known dishes are the fondue (cheese cooked in wine), raclette (a special type of cheese cooked in front of an open fire), rösti ('grated potatoes, fried) and Bircher muesli (fruit in yogurt, cream and oatmeal). The most popular dishes served at Our Chalet can be found in "The Bell Rings: A Cook-Book from Our Chalet."

### Chocolate Fondue

Melt 6 squares of unsweetened chocolate  
Add 1 1/2 cups sugar, 1 cup light cream, and 1 stick (1/2 cup) butter.  
Stir constantly until mixture thickens-about 5 minutes.  
Use a low heat, so as not to burn chocolate!

Favorite dippers- marshmallows , apple slices, banana slices , strawberries ,squares of pound or angel food cake

### Cheese Fingers (Batons Au Fromage)

- Cheese
- Oil
- Pastry

Cut some fingers of cheese about 1 inch thick, roll each in a piece of flaky pastry and seal well, then fry in deep oil until the batons are golden brown. If Gruyere cheese is use, add a little salt and pepper to the pastry, but this is not necessary with Cheddar cheese, which gives an equally good result.

Serve hot or cold as a hors d'oeuvre or after dinner savory.

### "Rösti", Bernese Fried Potatoes

Serves 4:

- 1 kg potatoes
- 1 large onion finely chopped
- Bacon cut into small cubes

Parboil the potatoes, leaving their skins on. Peel, and grate coarsely. Lightly fry the onions, adding the bacon cut into small pieces and continue to fry until golden brown. Add the potatoes to the onion and bacon mixture. Turn carefully from time to time whilst frying, until the "Rösti" is crisp.

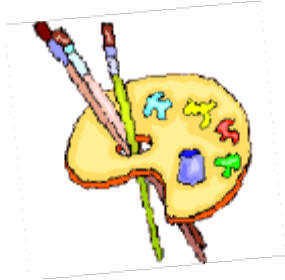
This recipe is taken from "The Bell Rings: A Cook-Book from Our Chalet." Copyright © 1999 Our Chalet Adelboden

**What are the names of famous Swiss chocolate companies?**

1. \_\_\_\_\_
2. \_\_\_\_\_
3. \_\_\_\_\_
4. \_\_\_\_\_
5. \_\_\_\_\_
6. \_\_\_\_\_

## LANGUAGE

Three of the four official languages of Switzerland are German, French, and Italian. Learn your colors in these languages and play the colors game. In addition, learn the greetings from the three Swiss languages. Some additional language resources can be found at <http://www.childrenlearninglanguages.com/>.



<u>English</u>	<u>French</u>	<u>German</u>	<u>Italian</u>
Red	Rouge	Rot	Rosso
Blue	Bleu	Blau	Azzurro
Orange	Orange	Orange	Arancia
Yellow	Jaune	Gelb	Giallo
Purple	Violet	Lila	Viola
Green	Vert	Grün	Verde

### The Colors Game

Teach your group the names of the colors in French, German, and Italian. Once they know them, play a game where someone calls out a color in any of the languages. The girls then have to run around the room and touch something of that color. The last one to touch something is the caller for the next round.

HELLO	HOW ARE YOU?	THANK YOU
<p><b>German:</b> <i>Guten Tag or Gruesse</i></p>	<p><b>German:</b> <i>Wie geht es Ihnen?</i></p>	<p><b>German:</b> <i>Danke</i></p>
<p><b>Italian:</b> <i>Buongiorno or Ciao</i></p>	<p><b>Italian:</b> <i>Come sta?</i></p>	<p><b>Italian:</b> <i>Grazie</i></p>
<p><b>French:</b> <i>Bonjour</i></p>	<p><b>French:</b> <i>Comment allez-vous?</i></p>	<p><b>French:</b> <i>Merci</i></p>

---

## ***For More Information***

---



*The Girl's Guide to Girl Scouting* – all grade levels

These and other materials are available in the Volunteer Resource Center at the GSCM Urban Program and STEM Center:

*Kids Around the World – Cook!*

*Kids Around the World – Crafts!*

*Kids Around the World – Celebrate!*

*Pax Lodge Song Book*

*Trefoil Round the World* – guide to WAGGGS members

*The Story of the World Centers*

### **Internet Resources**

Global Girl Scouting - [http://www.girlscouts.org/who\\_we\\_are/global/](http://www.girlscouts.org/who_we_are/global/)

WAGGGS - <http://www.waggs.org/en/home>

World Thinking Day - <http://www.worldthinkingday.org/en/home>

Holidays Worldwide - <http://www.timeanddate.com/holidays/>

Information on Switzerland - <http://www.everyculture.com/wc/Rwanda-to-Syria/Swiss.html>



**Girl Scouts of Central Maryland**  
**Be a Partner with the World – Pax Lodge Report Form**

Date: \_\_\_\_\_ Service Unit # \_\_\_\_\_ Troop # \_\_\_\_\_

Troop/Group Leader's Name \_\_\_\_\_

Street Address: \_\_\_\_\_

City: \_\_\_\_\_ Zip \_\_\_\_\_

Email Address: \_\_\_\_\_ Telephone # \_\_\_\_\_

Grade level (check): \_\_\_ Brownie \_\_\_ Junior \_\_\_ Cadette \_\_\_ Senior \_\_\_ Ambassador

Number of Girls Participating in this patch packet: \_\_\_\_\_

Amount Donated to the Juliette Low World Friendship Fund: \_\_\_\_\_

*Please complete and return, along with your Juliette Low World Friendship Fund donation, to: Girl Scouts of Central Maryland, 4806 Seton Drive, Baltimore, MD 21215, Attention: Juliette Low World Friendship Fund*

**Patches:**

Patches are available at the council store.

Please contact store for prices and information: 410-358-9711, ext. 202



**We would like to hear from you!**

What did you like the most about this patch packet?

What did you like the least about this patch packet?

What would you change about this patch packet?

Do you have any comments/ suggestions?